


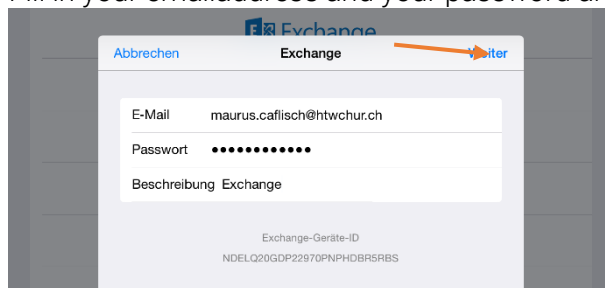
University of Applied Sciences of the Grisons-Mail on Apple IOS- devices (iPhone, iPad, etc.)

You need a working connection to the Internet.

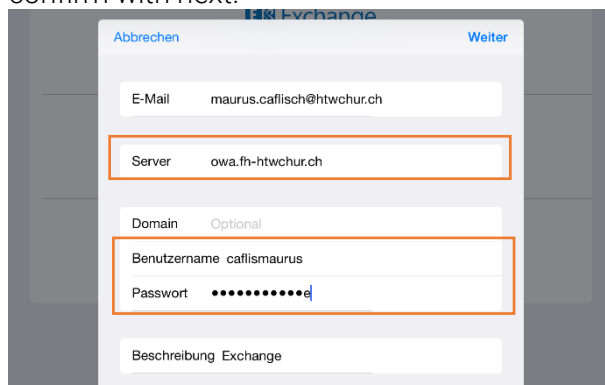
1. Start the app Mail.
2. Choose Exchange as account type.



3. Fill in your email address and your password and click on Next.



4. Enter the server, the user name and your password in the advanced settings and confirm with next.



5. Select the services to be synchronized.

